

Nifty Snapshot

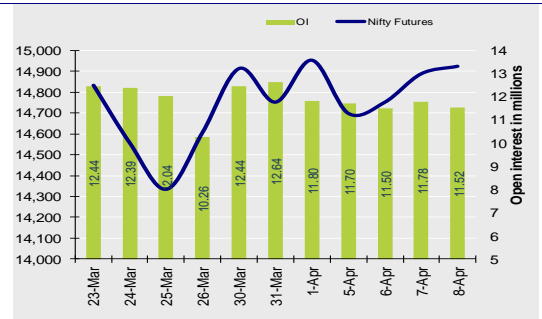
	Close	Prv Cl.	Ab chg	% chg
Spot	14,873.8	14,819.0	54.75	0.37
Futures	14,924.4	14,888.0	36.40	0.24
OI (ml shr)	11.52	11.78	-0.26	-2.19
Vol (lots)	139204	146671	-7467	-5.1
COC	50.60	68.95	-18.35	-26.6
PCR-OI	1.20	1.29	-0.09	-7.2

Market Summary:

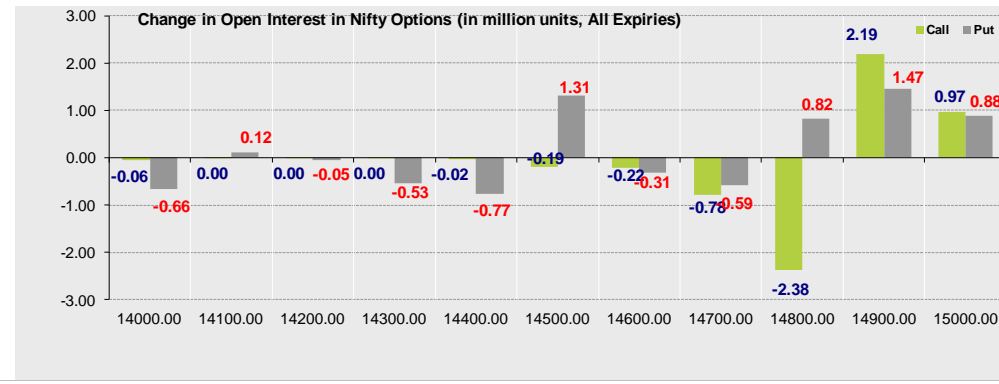
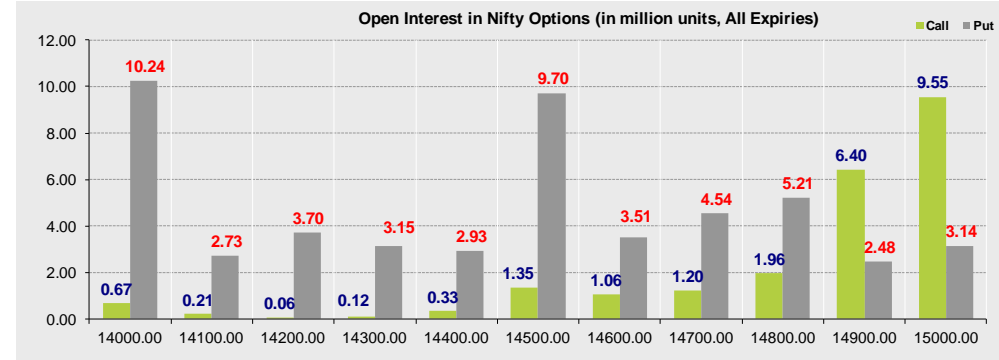
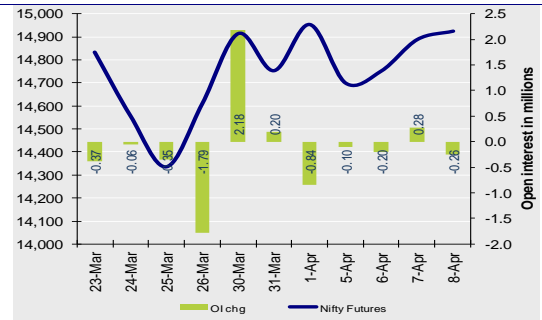
- Indian markets closed on a positive note where buying was mainly seen in Cement, IT, Metal sectors. Nifty April Future closed at 14924.4 (up 36.40 points) at a premium of 50.60 pts to spot.
- FII were net buyers in Cash to the tune of 111 Cr and were net buyers in index futures to the tune of 262.14 Cr.
- India VIX increased by 0.32% to close at 20.31 touching an intraday high of 20.59.

Open Interest in Nifty Options:

Nifty Futures Price v/s OI



Nifty Futures Price v/s Change in OI



Institutional Activity in previous trading session

(in Rs cr.)	Buy	Sell	Net
Index Futures	4850.18	4588.04	262.14
Index Options	978584.32	973450.25	5134.07
Stock Futures	12113.05	12168.56	-55.51
Stock Options	10885.37	11006.65	-121.28
FII Cash	8,752.01	8,641.16	110.85
DII Cash	4,854.39	4,301.61	552.78

Net FII Activity (in Rs cr.)

Date	Idx Fut	Stk Fut	Idx Opt	Cash
8-Apr	262.1	-55.5	5134.1	111
7-Apr	762.0	299.2	-483.2	227
6-Apr	298.3	149.2	2488.1	-1093
5-Apr	-1802.8	-2291.1	-278.7	-932
1-Apr	445.1	-278.3	4562.7	149
31-Mar	-2448.8	-635.8	2522.8	-1686

- The above second chart shows previous trading day's change in Nifty options where Addition in OI were seen in 15000, 14900 strike Calls and at 15000, 14800, 14500 strike Puts indicating market is likely to remain range bound in the near term.
- Highest OI build-up is seen at 15000 strike Call and 14000 strike Put, to the tune of 9.55mn and 10.24mn respectively.

Outlook on Nifty:

- Index is likely to open on a flat note today and is likely to remain range-bound during the day.

Technical Pivot (Intraday):

	S2	S1	PIVOT	R1	R2
NIFTY	14595	14745	14845	14990	15095
BANKNIFTY	31870	32510	32940	33580	34010

Volume Buzzers (Contract wise)

Symbol	Current Volume	Volume Change	Price Chg	One Month Avg
SHREECEM	2585	335%	4.3%	1176
NAM-INDIA	1799	330%	5.3%	405
HDFCAMC	2526	282%	3.5%	869
INDUSTOWE	2342	276%	4.6%	1614
AMARAJABAT	5164	227%	-2.6%	1368
MPHASIS	2740	206%	1.6%	886
TATASTEEL	40436	185%	4.9%	17290
BHEL	4332	179%	3.4%	3032
AMBUJACEM	4370	176%	4.0%	3245
NMDC	5646	173%	3.1%	3811

Stock Ideas

- TATASTEEL & RELIANCE calls of strike 1000 & 2100 respectively were amongst the most active Calls whereas TATASTEEL & RELIANCE puts of strike 900 & 2000 respectively were amongst most active Puts.
- NAM-INDIA & SRTRANSFIN are likely to show good strength whereas AMARAJABAT & IDEA are likely to show weakness in today's trading session.

(Price is in Rs; OI is in million units; Price chg and OI chg are in percentage) **NB RESEARCH**

Fresh Longs seen in:

Script	Price	Price chg	OI	OI Chg
NAM-INDIA	360.6	5.3	1.5	48.7
HDFCAMC	3024.4	3.5	0.6	15.4
MPHASIS	1771.7	1.6	0.8	11.0

Fresh Shorts seen in:

Script	Price	Price chg	OI	OI Chg
AMARAJABAT	819.0	-2.6	4.4	35.8
APLLTD	979.5	-0.4	0.9	13.0
IBULHSGFIN	192.5	-2.3	35.5	9.1

Short Covering seen in:

Script	Price	Price chg	OI	OI Chg
SRTRANSFIN	1497.8	0.2	3.0	-13.3
PIIND	2526.6	3.6	0.4	-12.3
ESCORTS	1274.5	2.5	2.1	-9.5

Long Unwinding seen in:

Script	Price	Price chg	OI	OI Chg
IDEA	9.5	-3.6	678	-5.5
CUMMINSIND	888.4	-0.4	1.7	-4.9
CHOLAFIN	566.3	-2.6	6.1	-4.0

Technical Pivot (Intraday):

Script Name	S2	S1	PIVOT	R1	R2
NAM-INDIA	335	348	356	369	377
AMARAJABAT	792	805	828	841	863
SRTRANSFIN	1459	1478	1497	1517	1535
IDEA	9	9	10	10	10

FROM THE EQUITY DERIVATIVE DESK:

NIRAV HARISH CHHEDA
SENIOR DERIVATIVES AND TECHNICAL ANALYST
E-Mail: nirav.chheda@nirmalbang.com
Tel no: 6273-8199/8000

AMIT BHUPTANI
DERIVATIVES AND TECHNICAL ANALYST
E-Mail: amit.bhuptani@nirmalbang.com
Tel no: 6273-8242/8000

Disclaimer

Nirmal Bang Securities Private Limited (hereinafter referred to as "NBSPL") is a registered Member of National Stock Exchange of India Limited, Bombay Stock Exchange Limited and MCX stock Exchange Limited. We have been granted certificate of Registration as a Research Analyst with SEBI. Registration no. is INH000001766 for the period 23.09.2015 to 22.09.2020.

NBSPL or its associates including its relatives/analyst do not hold any financial interest/beneficial ownership of more than 1% in the company covered by Analyst (in case any financial interest is held kindly disclose)

NBSPL or its associates/analyst has not received any compensation from the company covered by Analyst during the past twelve months. NBSPL /analyst has not served as an officer, director or employee of company covered by Analyst and has not been engaged in market making activity of the company covered by Analyst.

The views expressed are based solely on information available publicly and believed to be true. Investors are advised to independently evaluate the market conditions/risks involved before making any investment decision.

Stock Name	Call (Buy/Sell)	Entry price	Targets	Stop Loss	Duration	Status

NIFTY50 Options OI (CE OI = Resistance) (PE OI = Support)

Symbol	Highest CE OI	Highest PE OI	CMP
ADANIPTS	900	700	829
ASIANPAINT	2700	2500	2659
AXISBANK	700	720	684
BAJAJ-AUTO	3700	3500	3668
BAJAJFINSV	10000	9000	9681
BAJFINANCE	5500	4500	5061
BHARTIARTL	600	500	545
BPCL	440	400	432
BRITANNIA	3800	3600	3821
CIPLA	850	750	846
COALINDIA	150	130	132
DIVISLAB	4000	3300	3736
DRREDDY	5000	4500	4716
EICHERMOT	2700	2500	2560
GAIL	140	135	139
GRASIM	1500	1300	1456
HCLTECH	1050	900	1045
HDFC	2600	2400	2510
HDFCBANK	1500	1400	1442
HDFCLIFE	720	650	704
HEROMOTOCO	3000	2900	2934
HINDALCO	350	300	367
HINDUNILVR	2400	2200	2423
ICICIBANK	600	600	579
ITC	220	210	215

NIFTY50 Options OI (CE OI = Resistance) (PE OI = Support)

Symbol	Highest CE OI	Highest PE OI	CMP
INDUSINDBK	1000	1000	940
INFY	1500	1300	1445
IOC	100	95	93
JSWSTEEL	650	500	617
KOTAKBANK	1800	1800	1792
LT	1500	1300	1424
M&M	820	700	798
MARUTI	7000	6500	6871
NESTLEIND	18000	16000	17589
NTPC	110	100	105
ONGC	110	100	104
POWERGRID	230	200	210
RELIANCE	2100	1900	2016
SBILIFE	1000	900	914
SBIN	400	300	357
SHREECEM	31000	30000	31619
SUNPHARMA	630	600	618
TATAMOTORS	320	300	315
TATASTEEL	1000	800	924
TCS	3400	2700	3329
TECHM	1100	900	1034
TITAN	1560	1500	1575
ULTRACEMCO	7000	6000	7032
UPL	700	600	656
WIPRO	500	400	445

DISCLOSURES

Research Reports that are published by Nirmal Bang Securities Private Limited (hereinafter referred to as "NBSPL") are for private circulation only. NBSPL is a registered Research Analyst under SEBI (Research Analyst) Regulations, 2014 having Registration no. INH000001766. NBSPL is also a registered Stock Broker with National Stock Exchange of India Limited, BSE Limited, Metropolitan Stock Exchange of India Limited, Multi Commodity Exchange of India Limited, National Commodity and Derivative Exchange Limited and Indian Commodity Exchange Limited in cash and Equity and Commodities derivatives segments.

NBSPL has other business divisions with independent research teams separated by Chinese walls, and therefore may, at times, have different or contrary views on stocks and markets.

NBSPL or its associates have not been debarred / suspended by SEBI or any other regulatory authority for accessing / dealing in securities Market. NBSPL, its associates or analyst or his relatives do not hold any financial interest (Except Investment) in the subject company. NBSPL or its associates or Analyst do not have any conflict or material conflict of interest at the time of publication of the research report with the subject company. NBSPL or its associates or Analyst or his relatives may or may not hold beneficial ownership of 1% or more in the subject company at the end of the month immediately preceding the date of publication of this research report.

NBSPL or its associates / analyst has not received any compensation / managed or co-managed public offering of securities of the company covered by Analyst during the past twelve months. NBSPL or its associates have not received any compensation or other benefits from the company covered by Analyst or third party in connection with the research report. Analyst has not served as an officer, director or employee of Subject Company. NBSPL / analyst has not been engaged in market making activity of the subject company. Analyst Certification: The research analysts and authors of these reports, hereby certify that the views expressed in this research report accurately reflects my/our personal views about the subject securities, issuers, products, sectors or industries. It is also certified that no part of the compensation of the analyst(s) was, is, or will be directly or indirectly related to the inclusion of specific recommendations or views in this research. The analyst(s) principally responsible for the preparation of this research report and has taken reasonable care to achieve and maintain independence and objectivity in making any recommendations.

DISCLAIMER

This report is for the personal information of the authorized recipient and does not construe to be any investment, legal or taxation advice to you. NBSPL is not soliciting any action based upon it. Nothing in this research shall be construed as a solicitation to buy or sell any security or product,

or to engage in or refrain from engaging in any such transaction. In preparing this research, we did not take into account the investment objectives, financial situation and particular needs of the reader.

This research has been prepared for the general use of the clients of NBSPL and must not be copied, either in whole or in part, or distributed or redistributed to any other person in any form. If you are not the intended recipient you must not use or disclose the information in this research in any way. Though disseminated to all the customers simultaneously, not all customers may receive this report at the same time. NBSPL will not treat recipients as customers by virtue of their receiving this report. This report is not directed or intended for distribution to or use by any person or entity resident in a state, country or any jurisdiction, where such distribution, publication, availability or use would be contrary to law, regulation or which would subject NBSPL & its group companies to registration or licensing requirements within such jurisdictions.

The report is based on the information obtained from sources believed to be reliable, but we do not make any representation or warranty that it is accurate, complete or up-to-date and it should not be relied upon as such. We accept no obligation to correct or update the information or opinions in it. NBSPL or any of its affiliates or employees shall not be in any way responsible for any loss or damage that may arise to any person from any inadvertent error in the information contained in this report. NBSPL or any of its affiliates or employees do not provide, at any time, any express or implied warranty of any kind, regarding any matter pertaining to this report, including without limitation the implied warranties of merchantability, fitness for a particular purpose, and non-infringement. The recipients of this report should rely on their own investigations.

This information is subject to change without any prior notice. NBSPL reserves its absolute discretion and right to make or refrain from making modifications and alterations to this statement from time to time. Nevertheless, NBSPL is committed to providing independent and transparent recommendations to its clients, and would be happy to provide information in response to specific client queries.

Before making an investment decision on the basis of this research, the reader needs to consider, with or without the assistance of an adviser, whether the advice is appropriate in light of their particular investment needs, objectives and financial circumstances. There are risks involved in securities trading. The price of securities can and does fluctuate, and an individual security may even become valueless. International investors are reminded of the additional risks inherent in international investments, such as currency fluctuations and international stock market or economic conditions, which may adversely affect the value of the investment. Opinions expressed are subject to change without any notice. Neither the company nor the director or the employees of NBSPL accept any liability whatsoever for any direct, indirect, consequential or other loss arising from any use of this research and/or further communication in relation to this research. Here it may be noted that neither NBSPL, nor its directors, employees, agents or representatives shall be liable for any damages whether direct or indirect, incidental, special or consequential including lost revenue or lost profit that may arise from or in connection with the use of the information contained in this report.

Copyright of this document vests exclusively with NBSPL.

Our reports are also available on our website www.nirmalbang.com